

CENTURY BANK

MISSISSIPPI OFFICES

Lucedale • Hurley • Escatawpa • Vancleave

ALABAMA OFFICES

Semmes • Tillman's Corner • Grand Bay • Overlook


Member F.D.I.C.

TO ORDER OWNERSHIP
MAPS JUST CALL



TAB MAP CO.
AT
601-947-8557

OWNERSHIP MAPS ARE
AVAILABLE ON CD



IN PDF FORMAT AT
TAB MAP CO.

WELFORD SURVEYING
Professional Land Surveyor



Tony Welford
(601) 766-3335

P O Box 74
Lucedale, MS 39452





Bobinger, Naron, & Associates

5186 Main Street
Lucedale, MS 39452
601-947-2106



Dina Naron

Broker/Owner
"Top Producer"
cell: 601-947-0404



Brandi H. Martin

Office Manager
601-947-2106



Check out our listings online:

www.century21.com



Buddy Bobinger
Associate Broker
601-947-4441



Patricia Howard
Sales Agent
cell: 601-508-4129



Will Strickland
Sales Agent
601-947-2106



Candy Green
Sales Agent
cell: 601-508-5364



Ginger Shouse
Sales Agent
cell: 228-219-6146



Stephen "Porkie" Maples
Sales Agent
cell: 601-947-0808



Robby Freeman
Sales Agent
601-947-2106

**OWNERSHIP MAPS ARE
AVAILABLE ON CD**



IN PDF FORMAT AT
TAB MAP CO.



REPRODUCTION, RESALE OR ALTERATION IN WHOLE OR PART WITHOUT WRITTEN PERMISSION OF TAB MAP COMPANY IS PROHIBITED.

COPYRIGHT: NOVEMBER 2005



**JOHN G. GUTHRIE
& SONS, INC.**

Wiggins, Mississippi

Consulting Forestry
Real Estate & Appraisals

Since 1954

601-928-4262

P O Box 400
Wiggins, MS 39577

Fax: 601-928-4264
www.jgguthrieandsons.com

VISION REALTY INC.

CHARLES F. BROWN, III
Broker

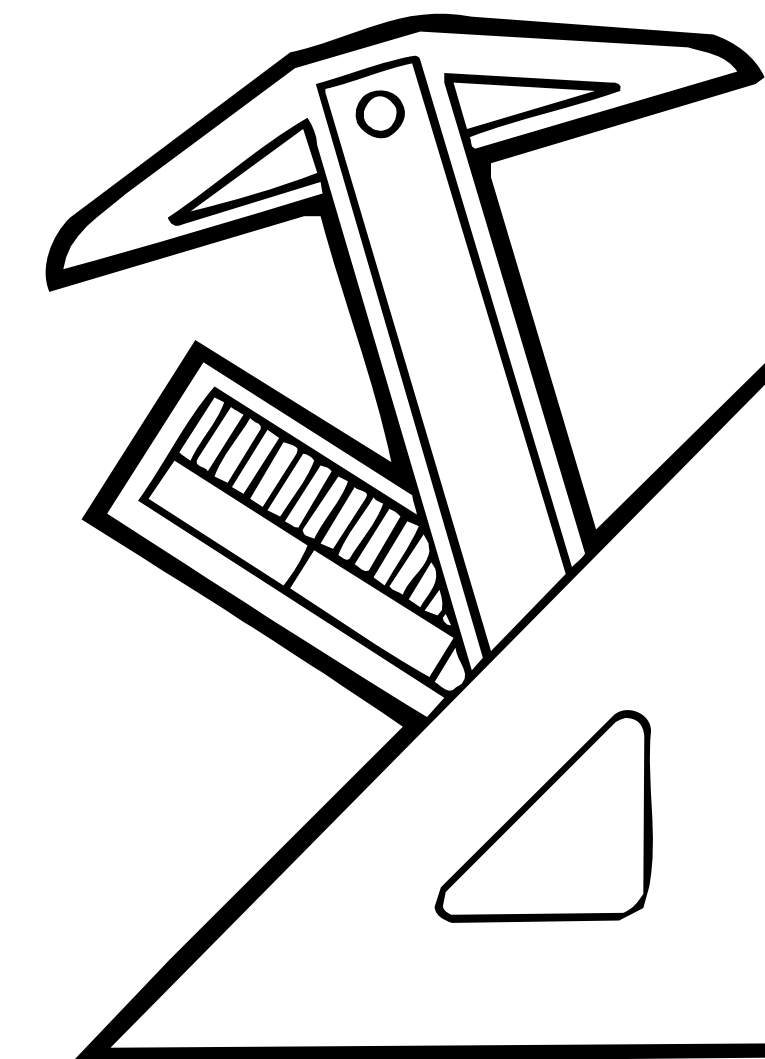
601-766-3333

329 Oak Street • Lucedale, MS 39452

Homes • Land • Commercial

MULTIPLE LISTING SERVICE

MLS™



TO ORDER OWNERSHIP
MAPS JUST CALL



TAB MAP Co.
AT
601-947-8557



© REPRODUCTION, RESALE OR ALTERATION IN WHOLE OR PART WITHOUT WRITTEN PERMISSION OF TAB MAP COMPANY IS PROHIBITED.

COPYRIGHT: NOVEMBER 2005

MOODY & ASSOCIATES

Registered Professional Land Surveyors
Alabama • Mississippi • Louisiana

Gerald Moody, Sr., P.L.S.




Phone (601) 947-4499

Fax (601) 947-4282

Mailing Address
P O Box 1543
Lucedale, MS 39452


Physical Address
281 Ratliff Street
Lucedale, MS 34952

e-mail: moodyasc@bellsouth.net



Registered Forester
 Professional Land Surveyor
 Timber Sales & Appraisals
 Real Estate Broker
 Contract Closing
 Prescribed Burning

AERIAL PHOTOGRAPHY
 AVAILABLE AT

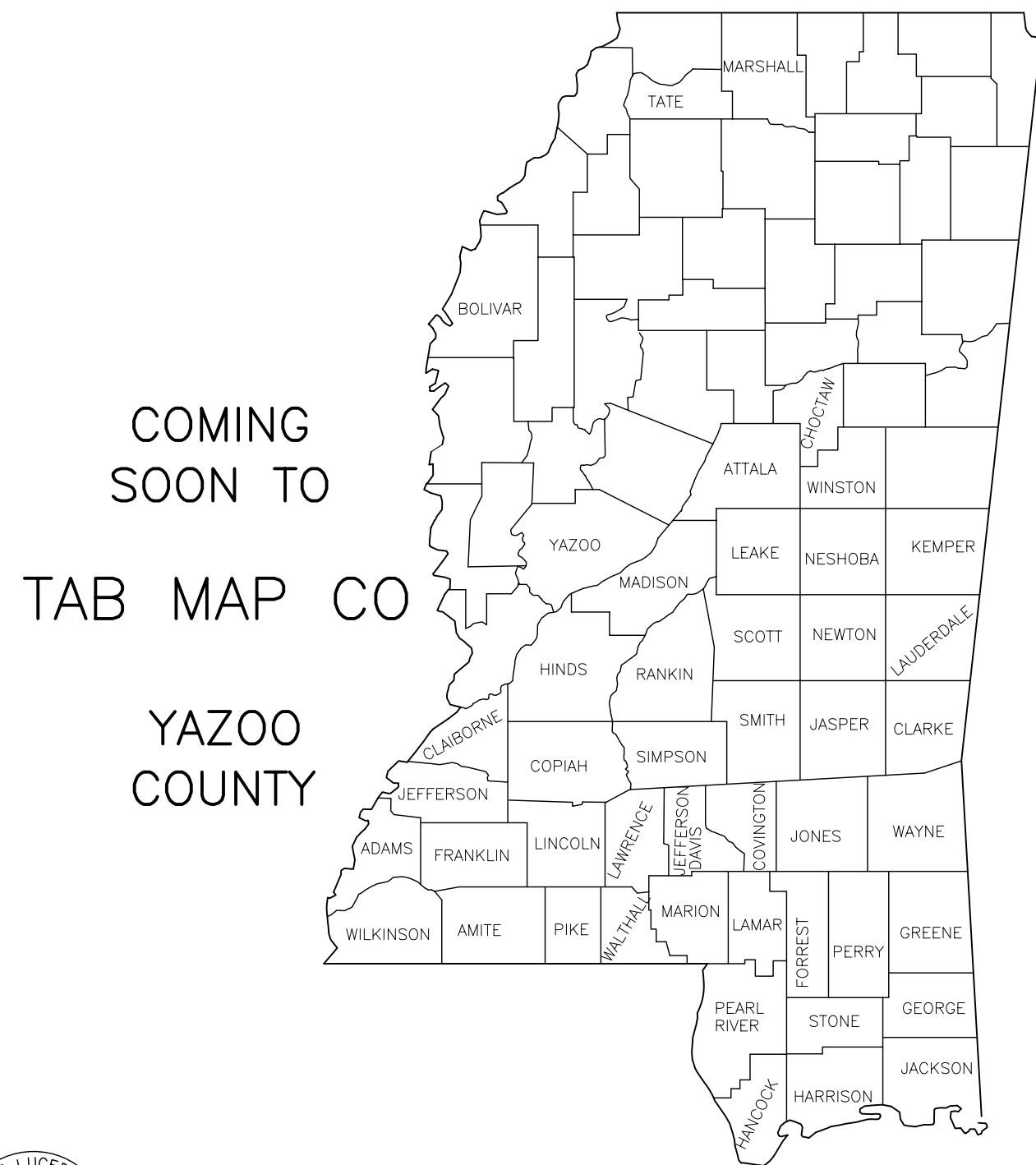


BRUCE M. DUEITT & CO.
Forestry Consultant



Phone: 601-394-2198
 Fax: 601-394-4207

438 Main Street
 Leakesville, MS 39451



W Engineering, P.A.

332-B Magnolia Drive South
 Wiggins, Mississippi 39577

Hollis S. "Pete" Williams, P.E., P.L.S.
 Civil Engineer / Land Surveyor
 President

Phone: 601-928-5981
 E-mail: wepa@bellsouth.net





LandBankSouth.com

FEDERAL LAND BANK ASSOCIATION OF SOUTH MISSISSIPPI, FLCA

Michael C. Elliott

Vice President

Juanita Knight

Loan Administrator

Joe Mallard

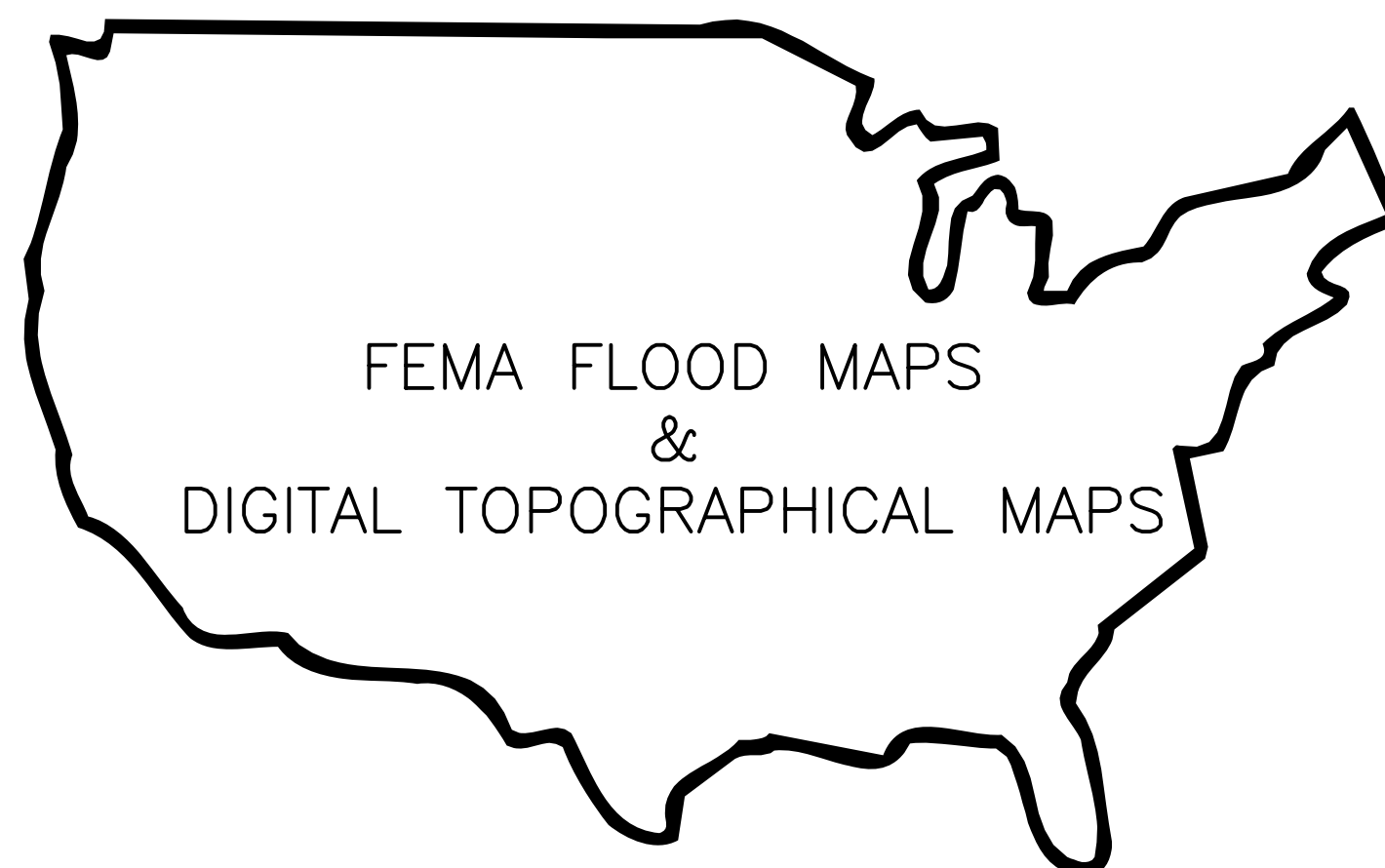
Loan Officer

Kim Spanier

Administrative Assistant

4724 Hwy. 53 South
P O Box 153
Poplarville, MS 39470

Ph: (601) 795-6822
Fax: (601) 795-6823
(800) 449-5742



© REPRODUCTION, RESALE OR ALTERATION IN WHOLE OR PART WITHOUT WRITTEN PERMISSION OF TAB MAP COMPANY IS PROHIBITED.

COPYRIGHT: NOVEMBER 2005



BATSON AND BROWN, INC
CONSULTING ENGINEERS & SURVEYORS

**Providing Engineering & Surveying Services to Municipal,
 County & Private Clients for 35 years**

- Specializing In:**
- General Civil Designs**
 - Road, Street & Drainage**
 - Site Development**
 - Subdivision Planning**
 - Land Use Planning**
 - GPS Surveying**
 - Right-of-Way Surveys**
 - Utility Line Surveys**
 - Construction Staking**
 - GLO Retracements**
 - Recreation Facilities**



OFFICE LOCATIONS

LUCEDALE
 Phone: 601/947-8619

◆ **WIGGINS**
 601/928-2021

◆ **GAUTIER**
 228/522-6353

